

LONDON ROAD ISLEWORTH

CLASSIC

PROJECT: London Road Isleworth
SECTOR: Residential
BUILT: 2016-2018
DEVELOPER: London Square
ARCHITECT: Stanford Eatwell & Associates
PROJECT VALUE: £993k

SPECIFIED FOR:

- Development of high specification 1, 2 and 3 bedroom apartments
- 3,600m² of windows and doors across 162 apartments
- Double-glazed Classic Series
- TSG180 top hung fully reversible windows and FDGD balcony doors
- External finish: RAL 7012 (grey)
Internal finish: White



ISLEWORTH LONDON SQUARE

CLASSIC



The Westcoast Windows Classic series is a unique design manufactured with aluminium profiles and high density, slow grown, knot-free laminated timber, sourced from sustainable forests. With an elegant design and modern function, it's easy to see why this is our most popular range.

The Classic series is available in inward and outward opening windows and doors, and sliding doors, in 28mm double and 36mm triple glazing. Take a look at the full range: www.westcoastwindows.com/windows-doors/classic/

USEFUL LINKS...

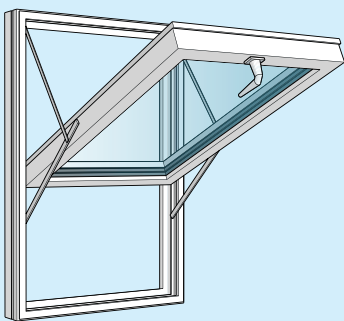
To view this project case study on our website:
[ISLEWORTH LONDON SQUARE CASE STUDY](#)

View our Quality Assurance certification:
[QUALITY & ASSURANCE](#)


Product datasheets and drawings available to download:
[DOWNLOADS PAGE](#)

To discuss your commercial project with our highly skilled team who offer a ONE STOP SHOP solution from planning through to delivery and installation contact:
info@westcoastwindows.com or call 01359 241944

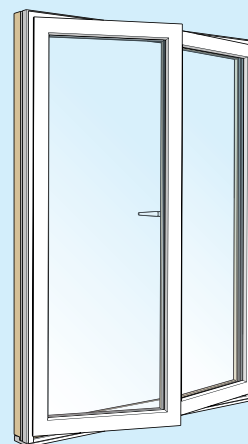
WESTCOAST WINDOWS PRODUCTS USED IN THIS PROJECT:



TSG 180
Fully Reversible 180° Opening



FKG
Fixed Light Window



FDGD
Open Out Balcony/Terrace Door